

Taking Quizzes

If you have fully read the quiz description and instructions, you are now ready to take the quiz! To begin the assessment, click **Start Quiz!**. After you click **Start Quiz!** from the quiz information screen, the quiz appears and, if applicable, the timer for the quiz is started.

Quiz 1



[Quizzes Home](#)



[Summary](#)



[Submissions](#)



[Reports](#)

[Start Quiz!](#)

Quiz Details

Current Time: 1:38 PM [Update](#)

Current User: Test3 Student (username: student_test3)

Quiz Period: always

Time Allowed: unlimited (estimated time required: 2:00:00)

Attempts: Allowed - 1, Completed - 0

Instructions

For each question, there is a "Save" button. Clicking the "Save" button saves your response to that question. You can save each question as many times as you wish. When you navigate to another page of the quiz by using the right and left arrows, all your questions on the current page will be saved.

Before submitting the quiz, you will have the opportunity to return to questions that you may have missed or simply did not answer.

You can submit your quiz responses at any time.

When you have finished reviewing these instructions, click on "Start Quiz" to begin Attempt 1.

Note: Your quiz may take a few minutes to be set up.

Each question provides a space to enter your answer. For each answer, you must click **Save**. Each time you save an answer, the question status is updated in the **Quiz Info** widget in the left-hand frame. Answered questions have a **Question Saved** icon. The left-hand widget also displays the amount of time you have left to complete the assessment.

Click the **Next Page** or **Previous Page** icon to navigate between pages.

If you try to submit a quiz with unanswered questions, you see a warning at the top of the Submit Quiz page. Click the links below the warning to return to the unanswered questions.

Quiz 1

Quiz 1 - Quiz

Est. Length: 2:00:00

Quiz Info




Test3 Student
Attempt 1

Questions

Page 1:

1 2 3 4

Legend

-  Saved Response
-  Unsaved Response
-  Info Item

Warnings

You have 1 unanswered questions.

To answer them now, click on the question number in this list or in the Quiz Info menu to the left.

▶ [Question 2](#)

Quiz Submission Confirmation

You are about to submit your quiz...

To change your response to any question before submission, click on the question number in the Quiz

Once you press the Submit Quiz button you cannot return to your quiz.

Once you have entered and saved all your answers, click **Go to Submit Quiz**. A confirmation message appears and, after you have verified that you have answered and/or revised all of the questions, you may click **Submit Quiz** and the quiz is submitted.

Watching the Time

If your quiz has a time-limit you may be prompted or forced to submit your quiz. If the quiz is set to auto-submit at the end of the designated time period, only saved questions are submitted. Make sure you save regularly near the end of the quiz period and try to finish and submit the quiz before the time expires.

Looking Over the Questions

It is a good idea to review your quiz, or difficult questions in the quiz, before you submit it. You can review questions using the **Previous page** icon or by clicking the question number in the **Quiz Info** widget. When you are done reviewing your answers, click the **Go to Submit Quiz** button.

Click the **Save All Responses** button regularly if there are a lot of questions on a single page or you are working on a time-consuming question.