

Viewing Submission Information and Graded Quizzes

Viewing Individual Quiz Results

To view the results of your quiz attempt, click the Quizzes tool link on the course navigational bar. The Quizzes home screen appears. Click the hyper-linked name of the quiz or survey that you want to view. Once you click on the **Reports** tab, the Quiz Reports screen appears. **Note:** the information that is available to you depends on how the quiz results have been developed. For example, they may have been set up to show you the correct answer as well as your own answer.

To access information about your submissions and to see your quiz score:

- From the main Quiz List, click the **Submissions** icon beside the quiz you want to view.

You may be able to view your quiz results immediately after submitting the quiz.

Note: If the quiz contains a paragraph question, you will only be able to view your partial score until your instructor has graded the paragraph question.



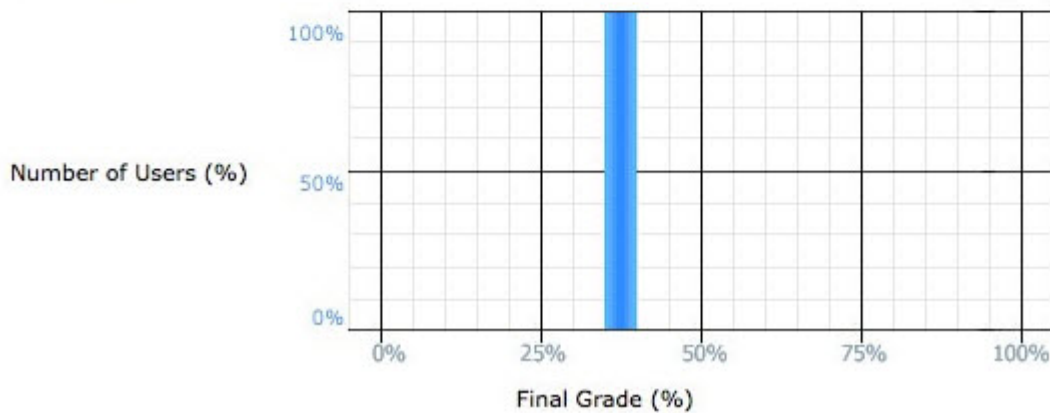
12/12/2020 1:00:00 PM

| Individual Attempts | Score |
|---|-----------------|
| Attempt 1 | 3.5 / 10 (35 %) |
| Attempt 2 (in progress) | - |
| Overall Grade (average of all attempts): 3.5 / 10 (35 %) | |

Class Statistics

| | | |
|----------------|---|------|
| Class Average: | <div style="width: 35%; background-color: red; border: 1px solid black;"></div> | 35 % |
| Your Score: | <div style="width: 35%; background-color: red; border: 1px solid black;"></div> | 35 % |

Score Distribution



If there are learning objectives associated with your quiz submission they are listed as well. Grades and statistical information are not available until they are released. Your instructor may choose to release statistics as shown above.

Once you have confirmed the submission of your quiz, you are returned to the main screen for the Quizzes tool. To view your results, click **Submissions**. The Submissions screen appears and any released results are listed.

Viewing Quiz Reports

From the main Quizzes List page:

- Click the **Reports** icon beside the quiz for which you want to view a report.
- Click the title link of the report you want to view.
- Click **Generate Report**.

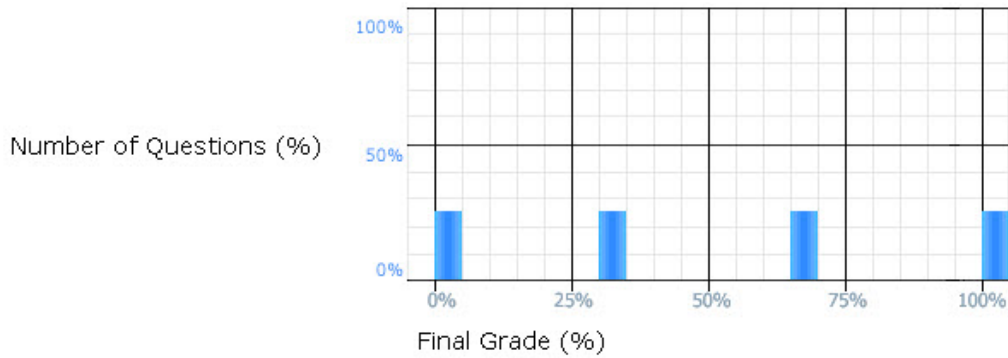
Statistics

Class Statistics

Class Average:  62.5 %





Total Attempts: 3

Score Distribution:



Question Statistics

Week 1 Quiz Questions

| | | |
|----------------------------|--|-----------------------------------|
| Question 1 |  | 0.67 / 2 (33.33 %) (3 attempts) |
| Question 2 |  | 1.33 / 2 (66.67 %) (3 attempts) |
| Question 3 |  | 2 / 2 (100 %) (3 attempts) |
| Question 4 |  | 0 / 2 (0%) (3 attempts) |

- Click **Print Report** to print a copy of it.